

Application to the Navigator Ministry

What effects do we anticipate from our ministry as we apply these Fundamentals?

We have defined our identity, our calling and our Aim. We know who we are and we know what we should be doing. If there is a single word that summarizes our Aim, it is laborers. We are laborers intent on multiplying laborers in every nation.

As we labor we expect certain things to happen, certain results from our efforts. These we cannot dictate because all true increase comes from God -1 Corinthians 3:6-9. But we can anticipate a certain return according to His promises.

“A farmer plows his field, sows the seed and fertilizes and cultivates - all the while knowing that in the final analysis he is utterly dependent on forces outside of himself ...for a successful harvest, he is dependent on... God.” (Note 14)

As laborers together with God, we work at the process of the ministry. We pray, trust, witness, do good deeds, serve, teach, study, counsel, encourage, plan, etc. We give ourselves to these activities - we anticipate certain results. Romans 1:13; Romans 15:18.

The Process is of primary interest. If the laborer is right and if his labors are right, he has fulfilled his part. He may not see measurable results - but that doesn't mean he's not laboring.

The Results are also important, although they cannot be dictated. They lay the basis for tomorrow's ministry. For this reason we are interested both in the quality and in the quantity of our results. We want to evaluate them so that we can learn from our experience and effectively make progress towards our Aim.

In this Section, we will summarize the process and define the result areas of the Navigator ministry.

The Profiles are intended to give content to the Progress Indicators that we commonly use.

General Result Areas & Specific Progress Indicators

We have focused our Aim on laborers. But laborers must originate from some source. Those Jesus sent out were chosen from among His disciples. In our day it's the same. Tomorrow's laborers come from among today's disciples. We have also seen how laborers don't just happen. Usually they are consciously equipped for service by another, or others. We have called these people equippers. So in The Navigators we look for results in three basic areas: disciples, laborers and equippers.

We have found it helpful to define more closely what we mean by each of these three terms.

It has also proven helpful to identify the intermediate steps involved in producing a disciple, a laborer or an equipper. We call these steps "progress indicators" as they help us know how well we are progressing in producing in the three areas. Progress Indicators will vary according to the individual ministry, being determined by what is most helpful. Consequently the following division of the three result areas into eight Progress Indicators is illustrative.

I. A DISCIPLE - *is a follower of Jesus Christ.*

1. Converts
2. Growing Christians
3. Basic Disciples

II. A LABORER - *is a disciple actively involved in the process of evangelizing the lost and/or establishing the saved.*

4. Ministering Disciples
5. Disciplemakers
6. Disciplemaking Leaders

III. AN EQUIPPER - *is a laborer actively involved in the process of equipping disciples to become laborers.*

7. Equippers
8. Equipping Leaders

Pages 50-52 are illustrations of how to identify progress towards our Aim.

Disciples

Definition: A Disciple is a follower of Jesus Christ.

Profiles

I. A Convert is a Disciple who:

(local decision)

II. A Growing Christian is a Disciple who:

(local decision)

III. A Basic Disciple is a follower of Jesus Christ who has had a healthy walk with the Lord for at least the past six months.

He is characterized by the following:

1. Is putting Christ first and is taking steps to separate from sin.

Luke 9:23; Romans 12:1,2

2. Is continuing in the Word through study, memorization and application of the Word to his life.

John 8:31; James 1:22-25

3. Has a consistent daily devotional time and is developing his prayer life.

Ephesians 6:18; John 15:5-7

4. Demonstrates Christ's love by identifying with and serving other believers.

John 13:34,35; Galatians 5:13

5. Identifies with Jesus Christ in his environment and is actively sharing his faith.

Matthew 5:16; Colossians 4:6

Laborers

***Definition:** A Laborer is a Disciple actively involved in the process of Evangelizing the lost and/or Establishing the saved.*

Profiles:

I. A Ministering Disciple is a Laborer who:

1. Is continuing as a Basic Disciple.
2. Is accountable to a leader or discipling group for development in his life and ministry.
3. Is presenting the Gospel regularly with increasing skill.
4. Is growing in understanding of discipling and is seeking to disciple others.

II. A Discipling Leader is a Laborer who:

1. Is growing as a Basic Disciple.
2. Has personally led at least one other to Christ.
3. Has been the major influence in raising up one new Basic Disciple.
4. Is currently engaged in and continuing to grow in his understanding of evangelizing and establishing.

III. A Discipling Team Leader is a Laborer who:

1. Is leading others, as a team, in evangelizing and/or establishing.
2. Is providing cohesion and direction for the team.

Equippers

Definition: *An Equipper is a Laborer actively involved in the process of equipping Disciples to become Laborers.*

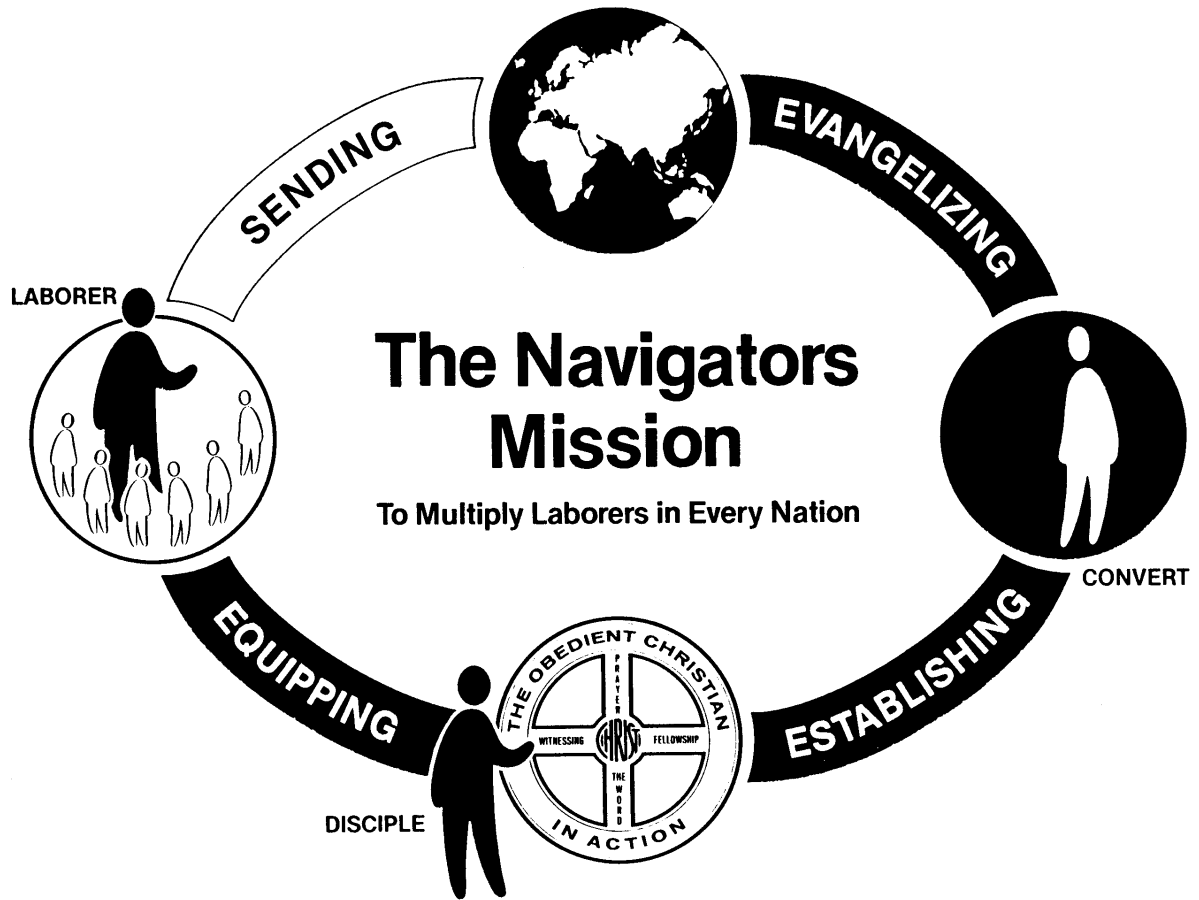
Profiles:

I. An Equipper is a Laborer who:

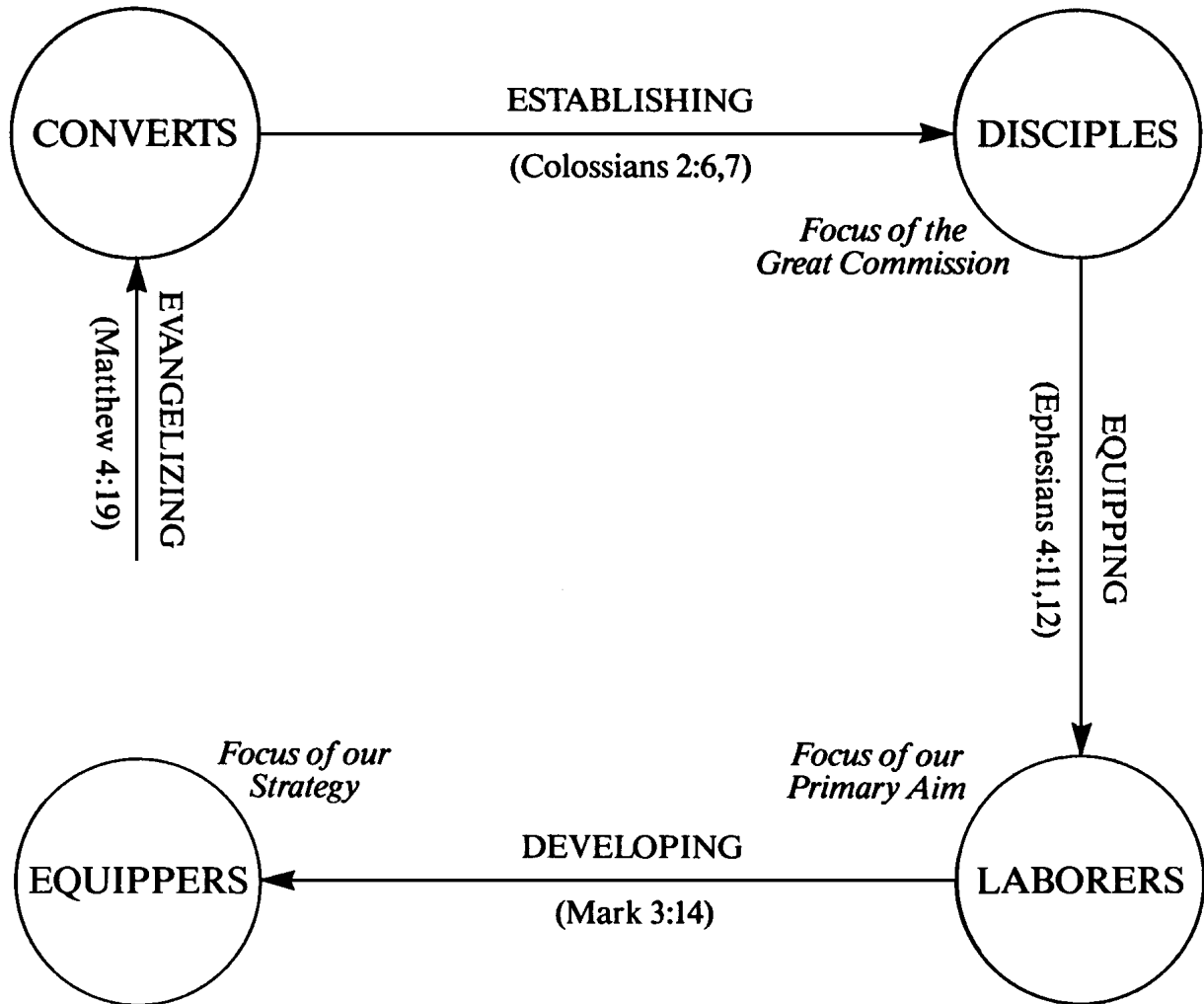
1. Is growing in effectiveness as a Laborer - either as a Disciplemaker or a Disciplemaking Leader.
2. Has been the major influence in equipping a new Basic Disciple to become a Disciplemaker or a Disciplemaking Leader.
3. Is currently engaged in equipping.

II. An Equipping Leader is a Laborer who:

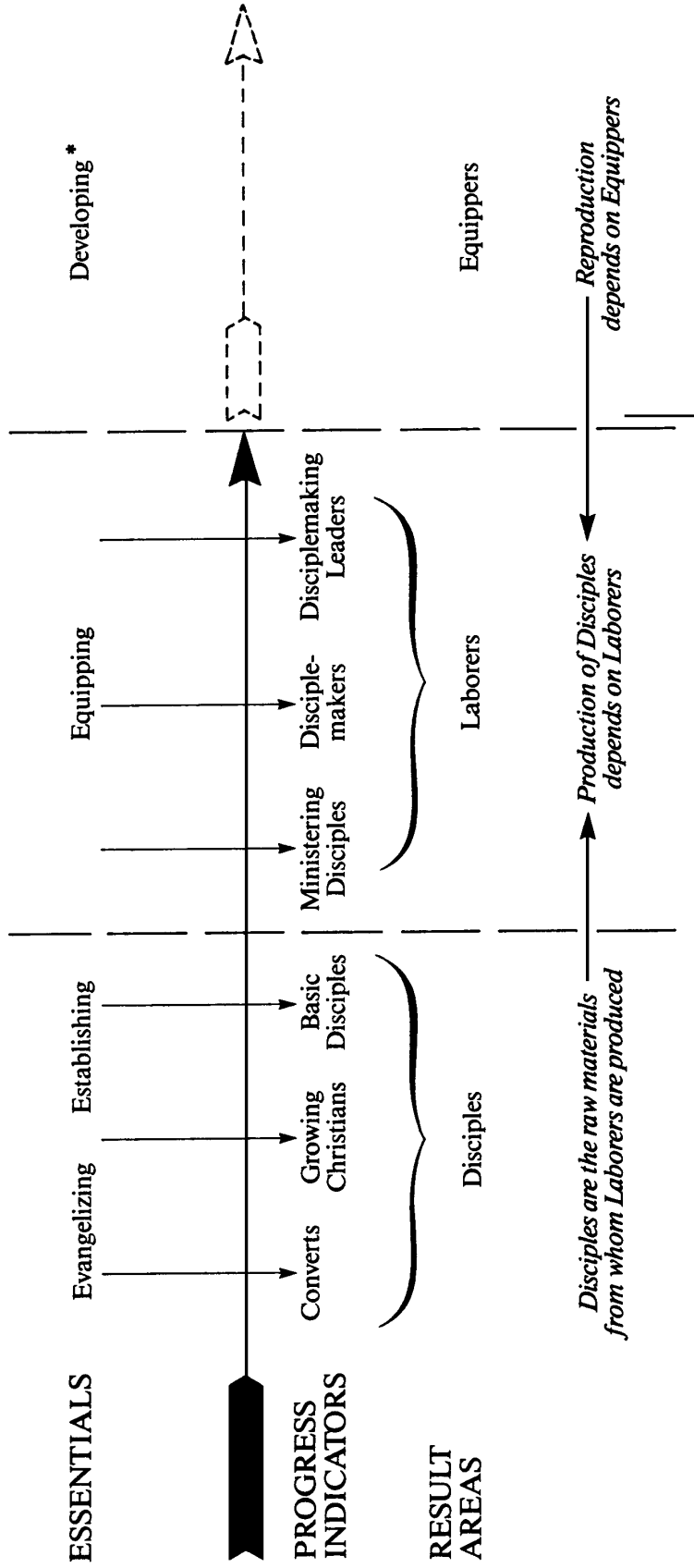
1. Has equipped Disciples to become Laborers.
2. Is the prime mover in a laborer-producing ministry.



MINISTRY FLOW CHART



MINISTRY FLOW CHART



**The F.O.M. does not speak to the subject of Developing Equippers*

*Disciples: Focus of the Great Commission
Laborers: Focus of our Primary Aim
Equippers: Focus of our Strategy*